

Information Note to the Press (Press Release No. 66/ 2025)

TELECOM REGULATORY AUTHORITY OF INDIA

<https://www.trai.gov.in>

New Delhi, 30 July 2025

For Immediate Release

TRAI Assesses Network Quality Across Coimbatore City and its adjoining areas in the State of Tamil Nadu under Tamil Nadu Licensed Service Area

The Telecom Regulatory Authority of India (TRAI) released its Independent Drive Test (IDT) findings for the **Tamil Nadu** Licensed Service Area (LSA), covering extensive city routes of **Coimbatore** City in the month of June 2025. The drive tests, conducted under the supervision of the TRAI Regional Office, Hyderabad, were designed to capture real-world mobile network performance across diverse usage environments- Urban Zones, Institutional Hotspots, rural residential areas etc.

Between **24th June 2025** to **27th June 2025**, TRAI teams conducted detailed tests across 409.7 Km of city drive test, 4.3 Kms of walk test and 8 Hotspot locations. Technologies evaluated included 2G, 3G, 4G, and 5G, reflecting the service experience of users across multiple handset capabilities. The findings of the IDT have been intimated to all the TSPs concerned.

Key Parameters Assessed:

- a) **Voice Services:** Call Setup Success Rate (CSSR), Drop Call Rate (DCR), Call Setup Time, Call Silence Rate, Speech Quality (MOS), and Coverage.
- b) **Data Services:** Download/Upload Throughput, Latency, Jitter, Packet Drop Rate, and Video Streaming Delay.

The overall mobile network performance in Coimbatore city is summarized below:

Call Setup Success Rate - Airtel, BSNL, RJIL and VIL have call setup success rate of 100.00%, 90.71%, 99.85% and 99.55% respectively in Auto-selection mode (5G/4G/3G/2G).

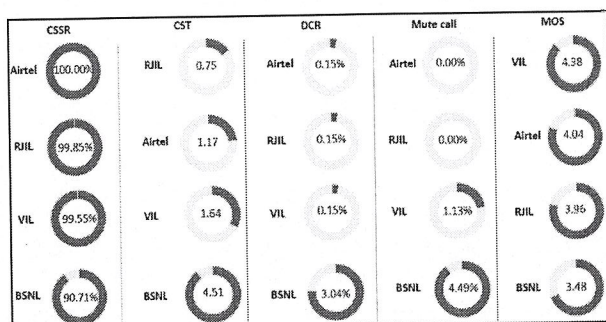
Drop Call Rate - Airtel, BSNL, RJIL and VIL have drop call rate of 0.15%, 3.04%, 0.15% & 0.15% respectively in Auto-selection mode (5G/4G/3G/2G).

5G data services: Maximum average download throughput of 278.51 Mbps and upload throughput of 34.68 Mbps.

Performance against key QoS parameters:

CSSR: Call Setup Success Rate (in %), **CST:** Call Setup Time (in seconds), **DCR:** Drop Call Rate (in %) & **MOS:** Mean Opinion Score

In Coimbatore City, the assessment included the areas of Thudiyalur, Gounder Mills, Selvapuram, Kovaipudur, Malumichampatti, Podanur, Kallapalayam, Irugur, Arasur, Kalapatti, Ganapathy and Sowri Palayam etc. TRAI also evaluated real-world conditions at i) Coimbatore Airport, ii) District Collector Office, iii) Gandhipuram Bus Stand, iv) Isha Foundation, v) Perur Patteswara Swamy Temple, vi) PSG Hospital, vii) SEZ- Saravanampatti, viii) Shanthi Social Service (SSS) to reflect stationary user experience.



Summary-Voice Service


Call Setup Success Rate: Airtel, BSNL, RJIL and VIL have call setup success rate of 100.00%, 90.71%, 99.85% and 99.55% respectively in Auto-selection mode (5G/4G/3G/2G).

Call Setup Time: Airtel, BSNL, RJIL and VIL have call setup time of 1.17, 4.51, 0.75 & 1.64 seconds respectively in Auto-selection mode (5G/4G/3G/2G).

Drop Call Rate: Airtel, BSNL, RJIL and VIL have drop call rate of 0.15%, 3.04%, 0.15% & 0.15% respectively in Auto-selection mode (5G/4G/3G/2G).

Call Silence/Mute Rate: Airtel, BSNL, RJIL and VIL have silence call rate 0.00%, 4.49%, 0.00% and 1.13% respectively in packet switched network (4G/5G).

Mean Opinion Score (MOS): Airtel, BSNL, RJIL and VIL have average MOS of 4.04, 3.48, 3.96 & 4.38 respectively.



Summary-Data Service

Data Download performance (Overall): Average download speed of Airtel (5G/4G) is 174.22 Mbps, BSNL (4G/3G/2G) is 6.03 Mbps, RJIL (5G/4G) is 278.51 Mbps and VIL (4G/2G) is 34.47 Mbps.


Data Upload performance (Overall): Average upload speed of Airtel (5G/4G) is 34.68 Mbps, BSNL (4G/3G/2G) is 4.61 Mbps, RJIL (5G/4G) is 26.92 Mbps and VIL (4G/2G) is 13.95 Mbps.

Data performance - Hotspots (in Mbps):

Airtel- 4G D/L:	22.17	4G U/L:	5.53
5G D/L:	220.50	5G U/L:	25.01
BSNL- 4G D/L:	7.00	4G U/L:	7.68
RJIL- 4G D/L:	55.36	4G U/L:	12.01
5G D/L:	214.85	5G U/L:	17.59
VIL- 4G D/L:	29.01	4G U/L:	12.64

Note- "D/L" Download speed, "U/L" Upload speed

The tests were conducted using TRAI-suggested equipment and standardised protocols in real-time environments. The detailed report is available at TRAI website www.trai.gov.in. For any clarification/information, Shri B. Praveen Kumar, Advisor (Regional Office, Hyderabad) TRAI may be contacted on email: adv.hyderabad@trai.gov.in or at Tel. No. +91-40-23000761.


 (Atul Kumar Chaudhary)
 Secretary, TRAI