



# INDEPENDENT DRIVE TEST REPORT

*For*

## Delhi to Dehradun Highway July 2018

### NORTH ZONE

**Key Performance Indicators: All TSPs have met the Drop Call Rate (DCR) benchmark of 2% except BSNL 2G and BSNL 3G. All TSPs have met the Call Setup Success Rate (CSSR) of 95% except BSNL 3G.**

The Independent Drive Test has been carried out by M/s PhiMetrics Technologies Pvt. Ltd. on behalf of TRAI in Delhi to Dehradun Highway Route from 9:00 AM to 9:00 PM; on 2<sup>nd</sup> July 2018. The drive test covered an drive route of 250 KMs over a period of one day. Approximately 235 calls were made for each of the 11 networks: five 2G networks, five 3G networks and one LTE network covering 6 unique TSPs

Overview

Voice Summary

# Overview

## Overview:

Telecom Regulatory Authority of India has been entrusted with the task of laying down the standards of quality of service to be provided by the service providers and ensuring its enforcement; and also TRAI is responsible for conducting the periodical audit of such services provided by the service providers so as to protect the interest of the consumers of telecommunications service

TRAI is regularly monitoring the performance of Telecom Service Providers (TSP) against the benchmarks for the various Quality of Service (QoS) parameters laid down by the Authority. TSPs submit Performance Monitoring Reports to TRAI every quarter. TRAI also undertakes audit and assessment of Quality of Service through independent agencies to verify the Quality of Service claimed. The Audit agencies conduct sample 'Drive tests' across various cities in the country as part of audit and assessment of the TSPs' performance.

In view of complaints on call drops and other network quality issues, on behalf of TRAI, an Independent Drive Test (IDT) was conducted by PhiMetrics Technologies Pvt. Ltd. on 2<sup>nd</sup> July 2018 covering various locations in Delhi to Dehradun Highway Route. The performance of **Airtel, BSNL, Idea, Tata, Vodafone and Jio** were monitored across various technologies (2G, 3G, and 4G). The drive test route was defined on the basis of several factors that include - areas from where call drop complaints are commonly received, areas where previous Drive tests showed network issues; etc.

The test results obtained from these drive tests were utilized to assess the network quality for Voice service in terms of **Voice: Coverage, Quality, Handover Success Rate, Call Setup Success Rate, Drop Call Rate and Block Call Rate.**

## Drive Test Details For Delhi to Dehradun Highway Route:

Independent Drive test was conducted for a period of one day on 2<sup>nd</sup> July 2018 in Delhi to Dehradun Highway Route from 9:00 AM to 9:00 PM. Calls were made for 90 sec duration with wait time of 10 sec between calls in all technologies.

**Voice Tests:** The drive test covered a drive route of approximately 250KMs over a period of one day on 2<sup>nd</sup> July 2018. Approximately 235 calls were made for each of the 11 networks: five 2G (Lock Mode) networks, five 3G (Dual mode) networks and one VoLTE network covering 6 unique TSPs.

\* In case of multiple call failure in similar geo location in given period of 60sec has been counted as one call failure

\* For Voice and Data KPI's, 2G measurement is done with UE locked on 2G, 3G measurement is done with UE in Dual mode (2G & 3G) and 4G measurement is done with UE in Free Mode.

\* 3G KPI's which are calculated from UE in Dual Mode (2G & 3G) includes samples and events of 2G.

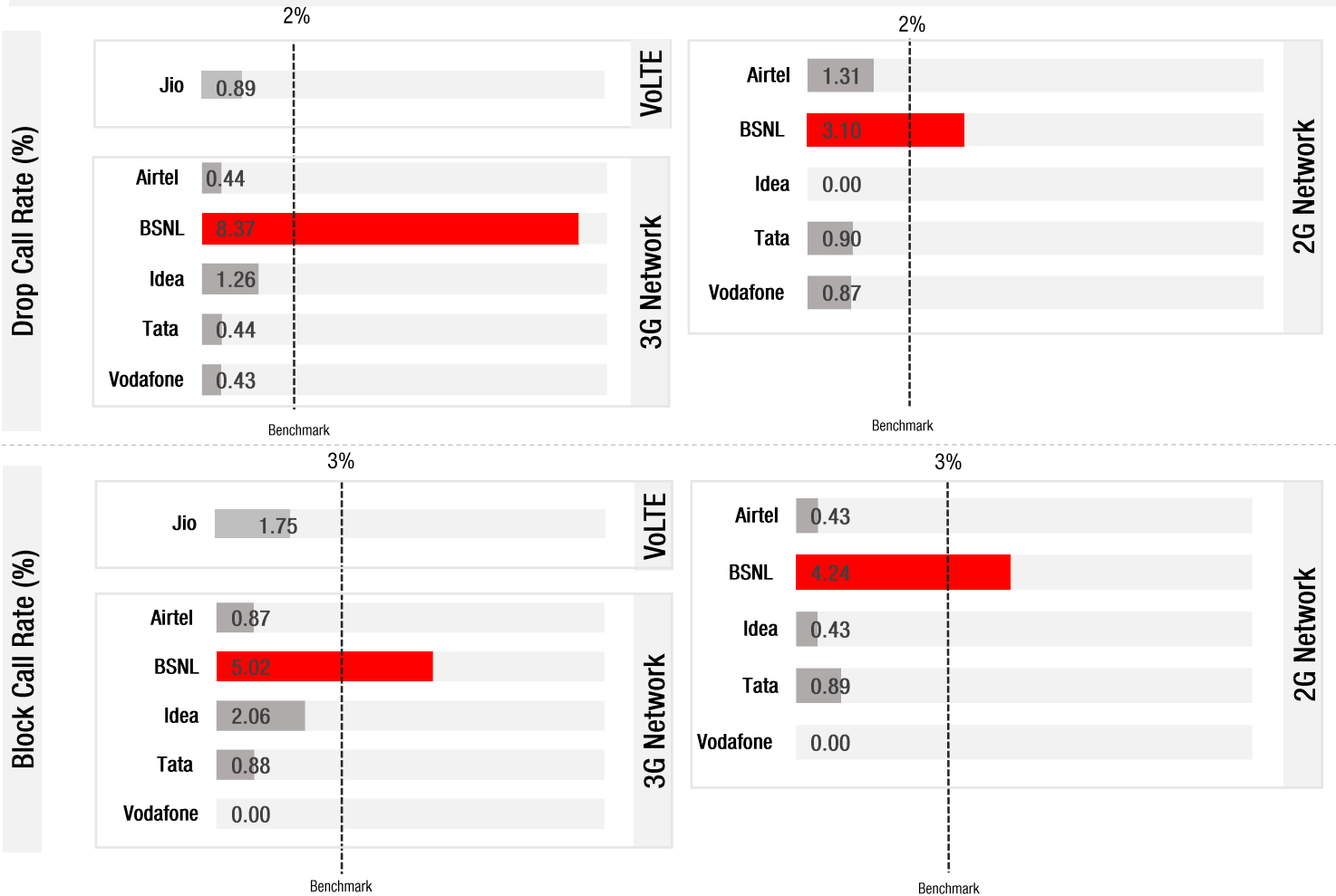
\* 4G KPI's which are calculated from the UE in Free Mode included samples and events of 2G & 3G.



# Voice Calls

## Key Observations

QoS compliance of the TSPs in Delhi to Dehradun Highway for Voice across technologies 2G/3G/4G-VoLTE is given below:



KPI	2G Networks				
	Airtel	BSNL	Idea	Tata	Vodafone
SDCCH Congestion%	0.43%	0.43%	0.43%	0.00%	0.00%
TCH Congestion %	0.00%	3.81%	0.00%	0.89%	0.00%

KPI	3G Networks				
	Airtel	BSNL	Idea	Tata	Vodafone
SDCCH Congestion%	0.00%	0.42%	0.41%	0.00%	0.00%
RRC Congestion%	0.00%	2.09%	1.65%	0.44%	0.00%
SDCCH & RRC Congestion%	0.00%	2.51%	2.06%	0.44%	0.00%
TCH Congestion %	0.00%	0.84%	0.00%	0.00%	0.00%
RAB Congestion %	0.87%	1.67%	0.00%	0.44%	0.00%
TCH & RAB Congestion %	0.87%	2.51%	0.00%	0.44%	0.00%

- a) All TSPs have met the 2% QOS benchmark of Drop Call Rate (DCR%) except BSNL 2G and BSNL 3G.
- b) All TSPs have met the Call Block Rate (CBR%) benchmark of 3% except BSNL 2G and BSNL 3G.

Not meeting Benchmark

# Voice Calls

## Key Observations

### Coverage

a) Percentage of coverage samples for 2G  $\geq$  -85 dBm .

TSPs	2G				
	Airtel	BSNL	Idea	Tata	Vodafone
Coverage%	86.59%	84.40%	93.66%	87.94%	94.55%

b) Percentage of coverage samples for 2G  $\geq$  -85 dBm, 3G  $\geq$  -90 dBm & LTE  $\geq$  -110 dBm.

TSPs	3G					VoLTE
	Airtel	BSNL	Idea	Tata	Vodafone	Jio
Coverage %	90.28%	81.81%	76.36%	89.14%	71.23%	93.68%

c) Percentage of time spent on 3G network:

TSPs	3G				
	Airtel	BSNL	Idea	Tata	Vodafone
Time Spent on 3G%	76.78%	45.58%	46.08%	57.27%	71.47%

d) Percentage of RLT spent on  $\geq$ 48:

TSPs	2G				
	Airtel	BSNL	Idea	Tata	Vodafone
%RLT $\geq$ 48	0.00%	21.01%	0.00%	0.00%	0.00%

# Summary

## City Level Summary

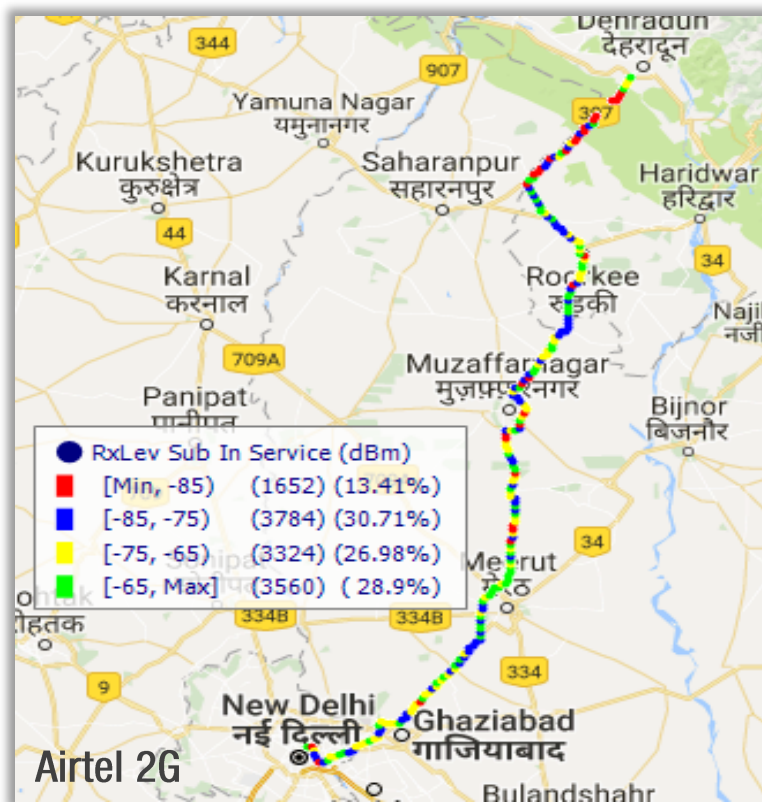
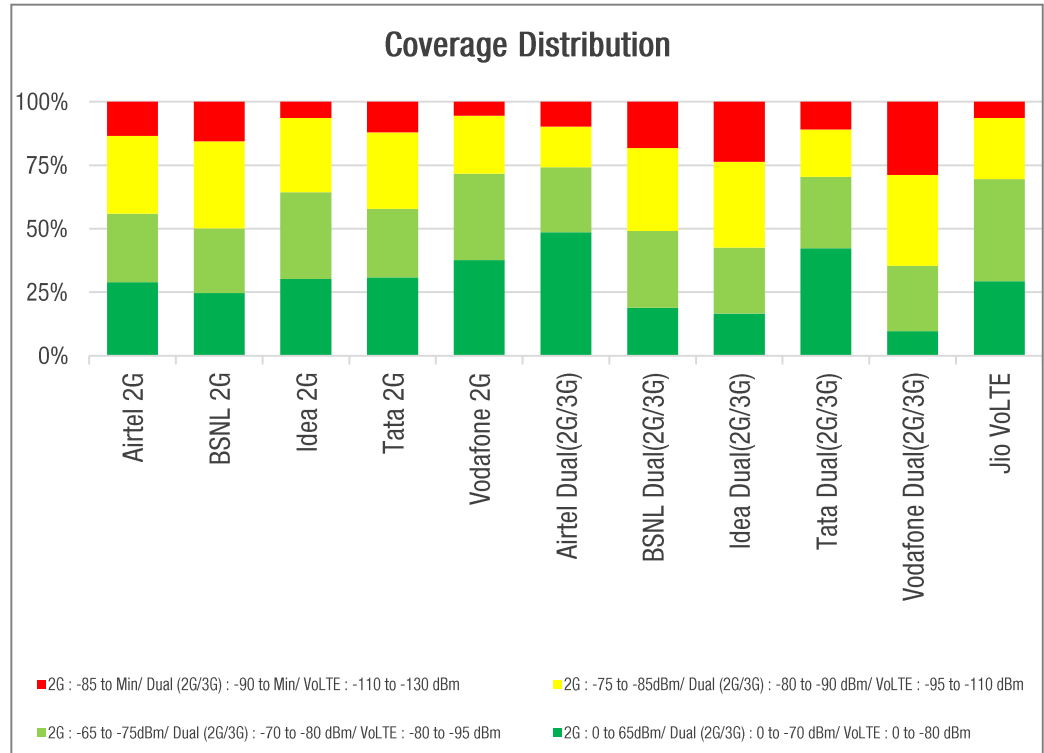
Voice Call	2G				
	Airtel	BSNL	Idea	Tata	Vodafone
Call Attempt	230	236	235	225	231
Blocked Call Rate (%)	0.43%	4.24%	0.43%	0.89%	0.00%
CSSR% (Accessibility)	99.57%	95.76%	99.57%	99.11%	100.00%
Drop Call Rate (%)	1.31%	3.10%	0.00%	0.90%	0.87%
Mobility HOSR (%)	99.05%	84.08%	97.40%	98.16%	97.99%
Rx Quality (%)	95.31%	97.31%	96.67%	96.54%	96.62%

Voice Call	3G					VOLTE
	Airtel	BSNL	Idea	Tata	Vodafone	Jio
Call Attempt	231	239	243	228	232	228
Blocked Call Rate (%)	0.87%	5.02%	2.06%	0.88%	0.00%	1.75%
CSSR% (Accessibility)	99.13%	94.98%	97.94%	99.12%	100.00%	98.25%
Drop Call Rate (%)	0.44%	8.37%	1.26%	0.44%	0.43%	0.89%
Mobility HOSR (%)	100.00%	98.50%	99.75%	100.00%	99.67%	99.71%
Rx Quality (%)	93.79%	95.32%	88.84%	91.95%	93.75%	86.79%

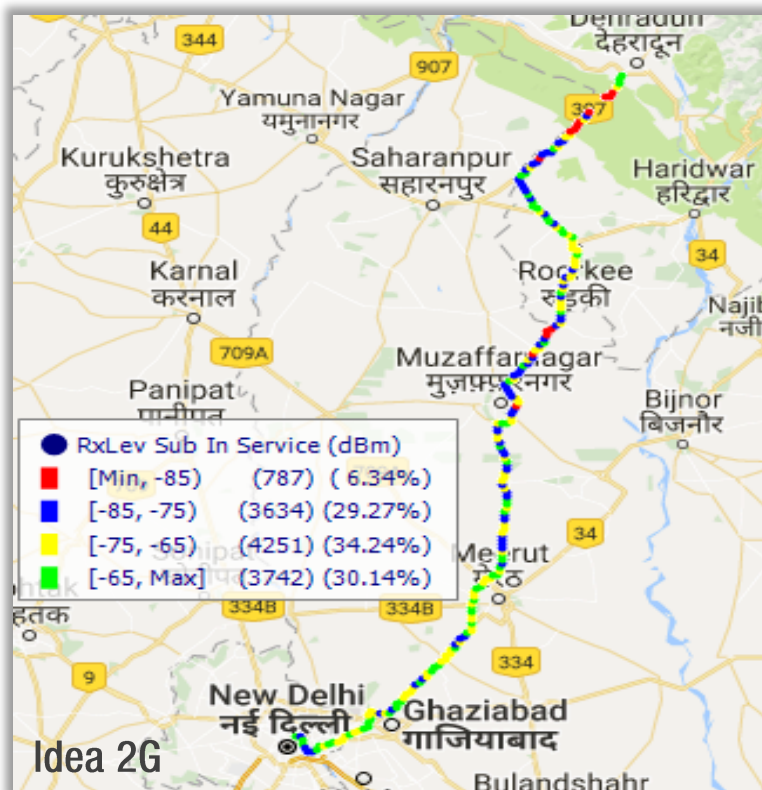
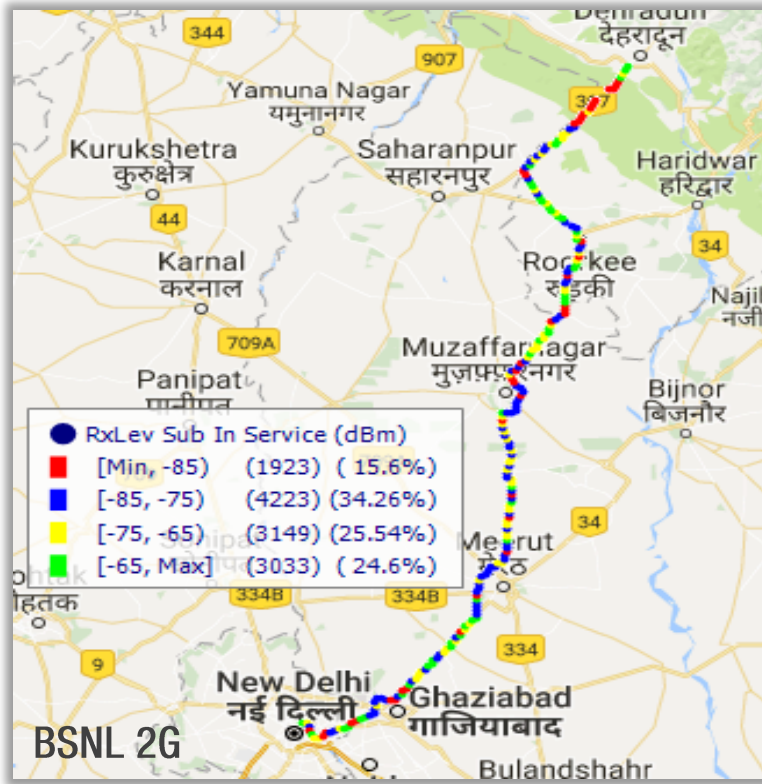
# I. Coverage Details

RF Coverage relates to the geographical footprint within the system that has sufficient RF signal strength to provide for a call/data session. The Coverage rate of an TSP is calculated on the basis of % of samples in which the Rx level  $\geq -85$  dBm, RSCP is  $\geq -90$  dBm & RSRP  $\geq -110$  dBm. The details are as follows.

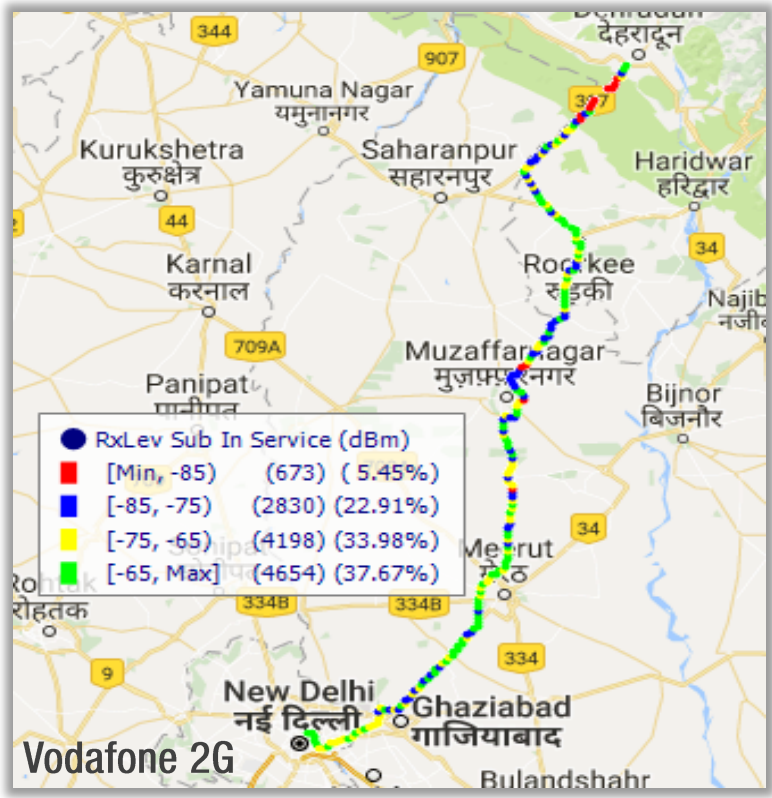
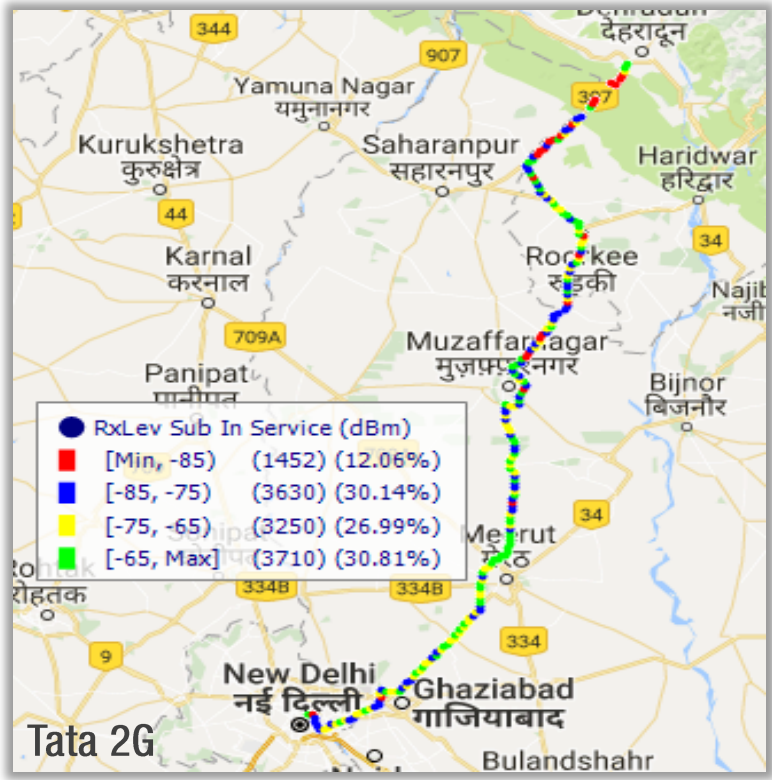
TSP	Coverage Rate
Airtel 2G	86.59%
BSNL 2G	84.40%
Idea 2G	93.66%
Tata 2G	87.94%
Vodafone 2G	94.55%
Airtel Dual(2G/3G)	90.28%
BSNL Dual(2G/3G)	81.81%
Idea Dual(2G/3G)	76.36%
Tata Dual(2G/3G)	89.14%
Vodafone Dual2G/3G)	71.23%
Jio VoLTE	93.68%



# I. Coverage Details (contd.)

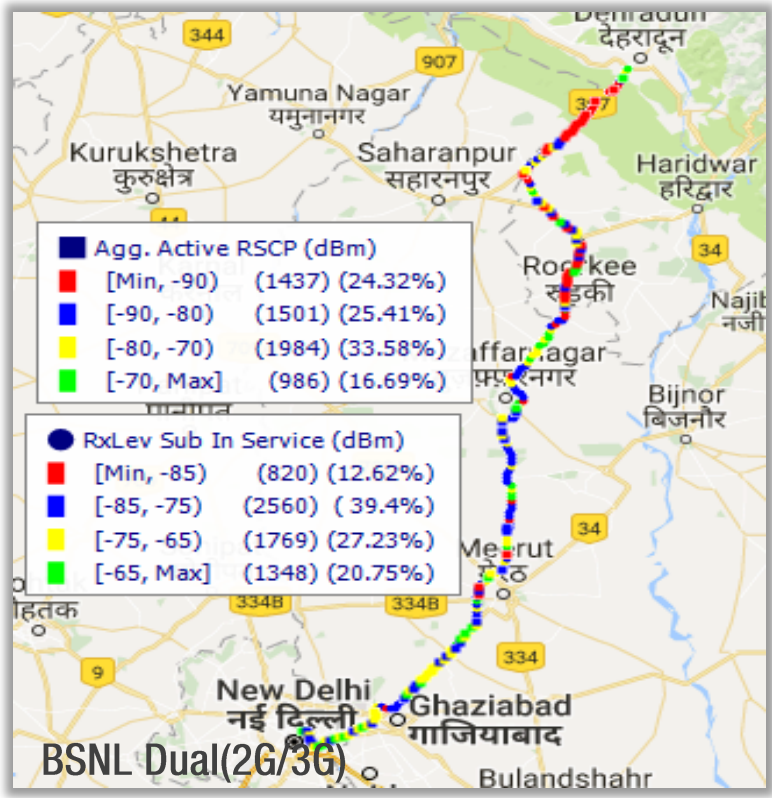
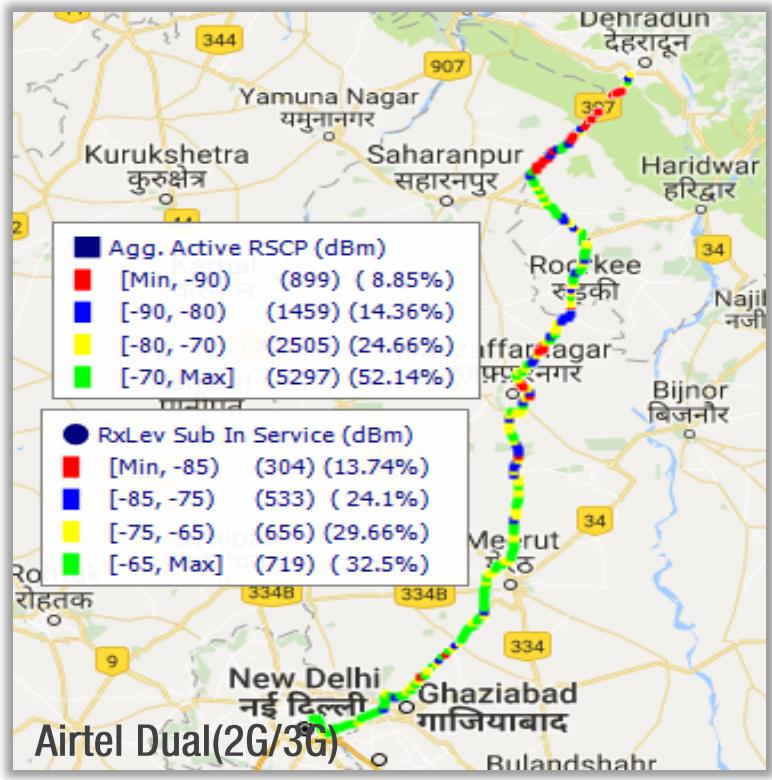


# I. Coverage Details (contd.)

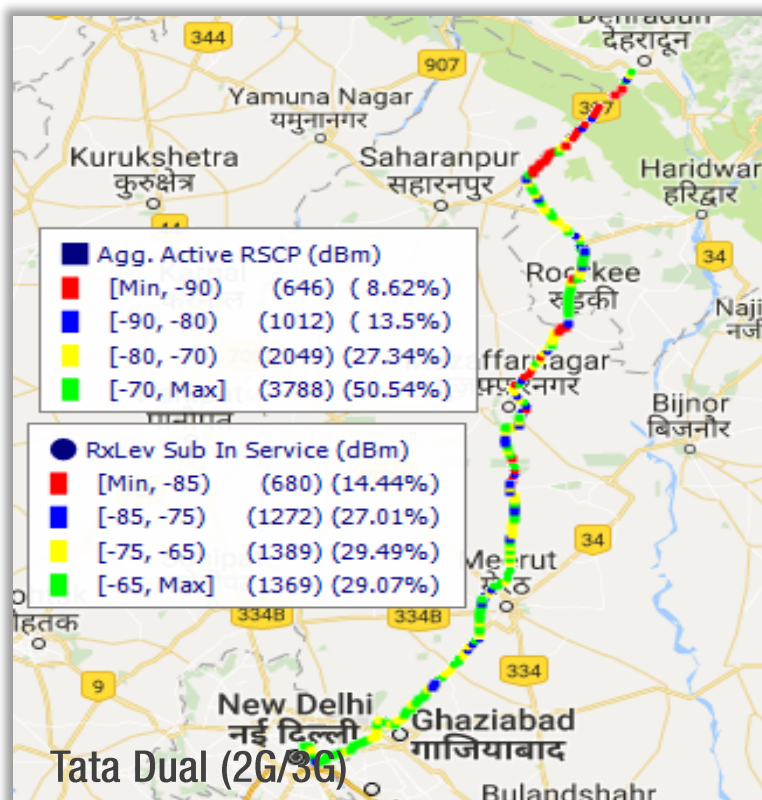
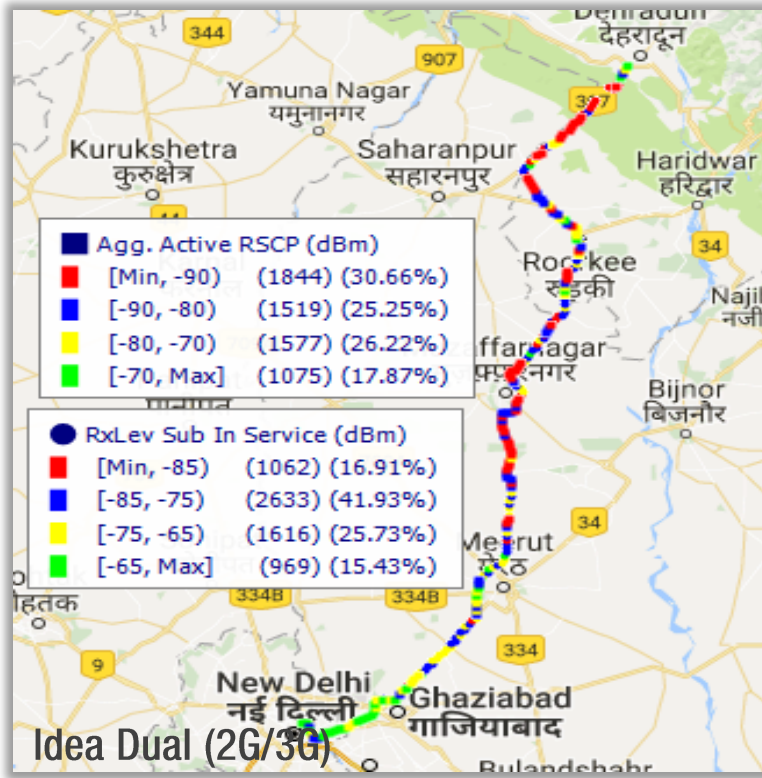




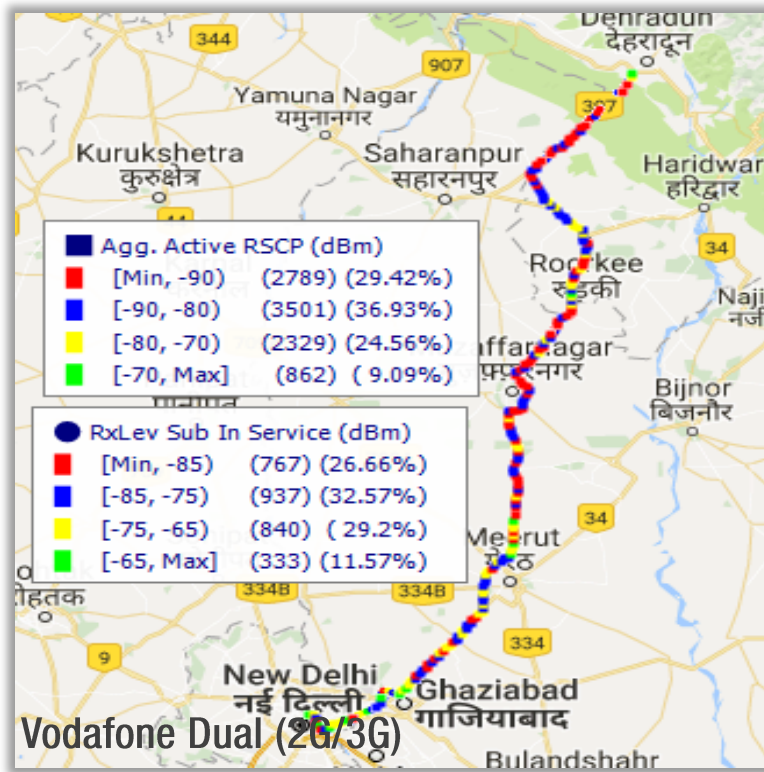
# I. Coverage Details (contd.)



# I. Coverage Details (contd.)



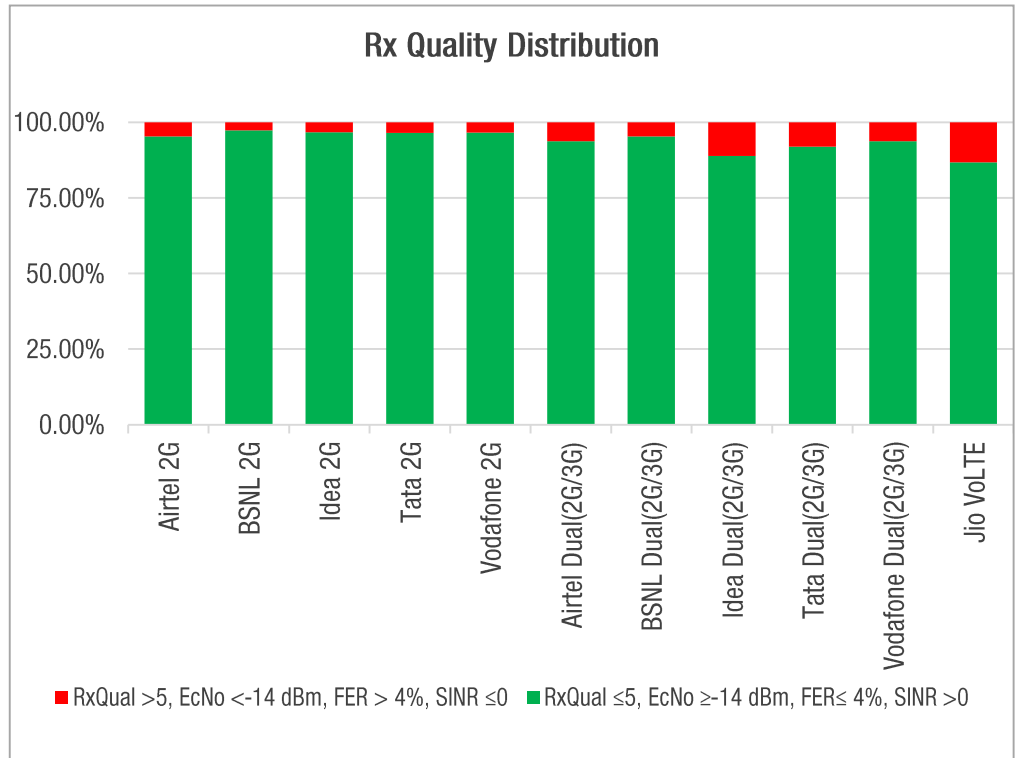
# I. Coverage Details (contd.)



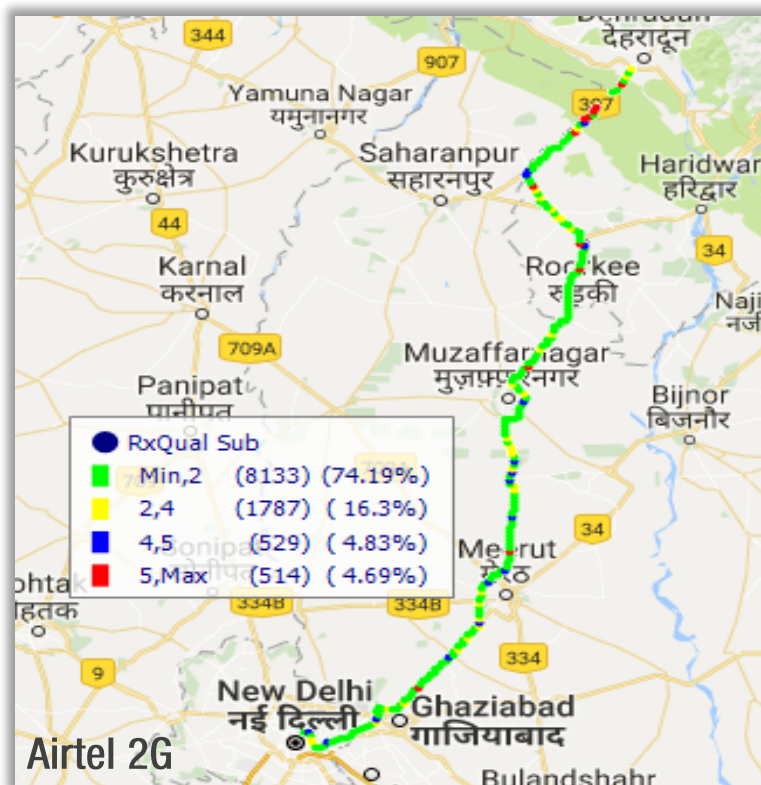
## II. Quality Details

For measuring voice quality, as per the QoS norms, RxQual  $\leq 5$  for GSM TSPs, EcNo  $\geq -14$  dBm for 3G TSPs, FER  $\leq 4\%$  for CDMA TSPs and SINR  $> 0$  in case of VoLTE is considered to be good, where as quality beyond this benchmark is considered to be bad. The benchmark should usually be  $\geq 95\%$ .

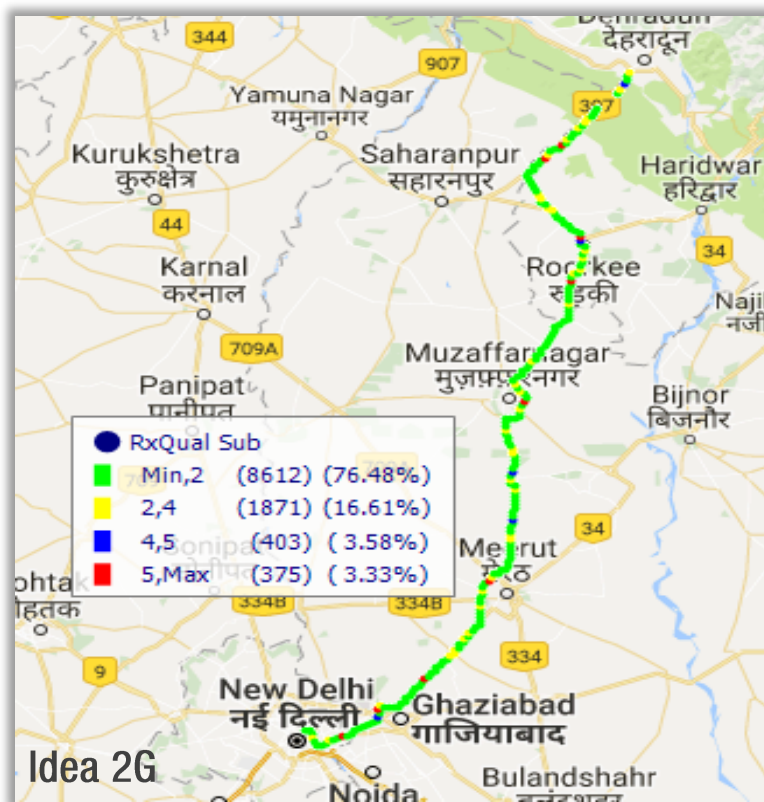
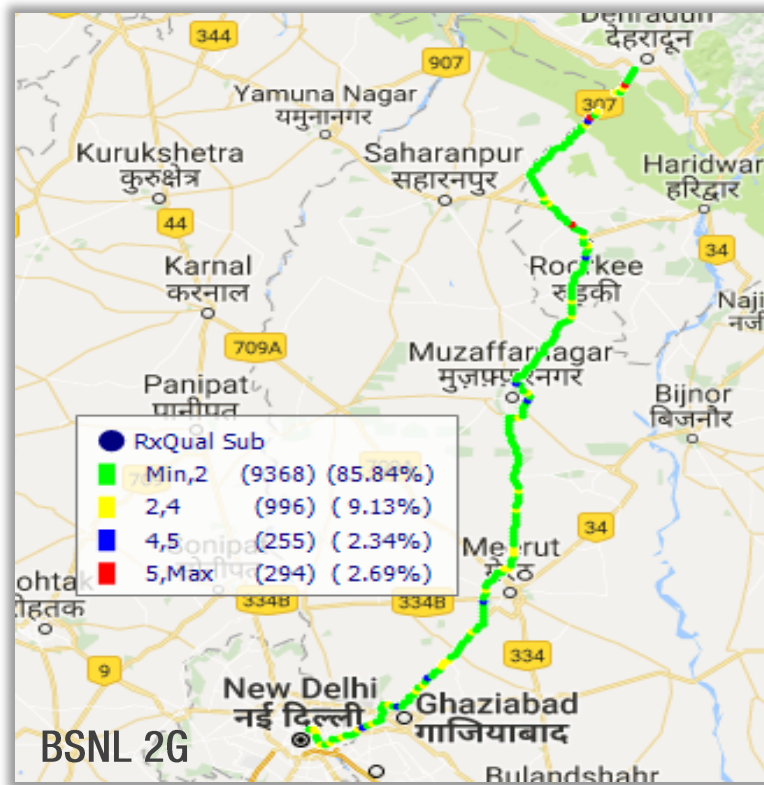
TSP	Rx Quality
Airtel 2G	95.31%
BSNL 2G	97.31%
Idea 2G	96.67%
Tata 2G	96.54%
Vodafone 2G	96.62%
Airtel Dual(2G/3G)	93.79%
BSNL Dual(2G/3G)	95.32%
Idea Dual(2G/3G)	88.84%
Tata Dual(2G/3G)	91.95%
Vodafone Dual(2G/3G)	93.75%
Jio VoLTE	86.79%



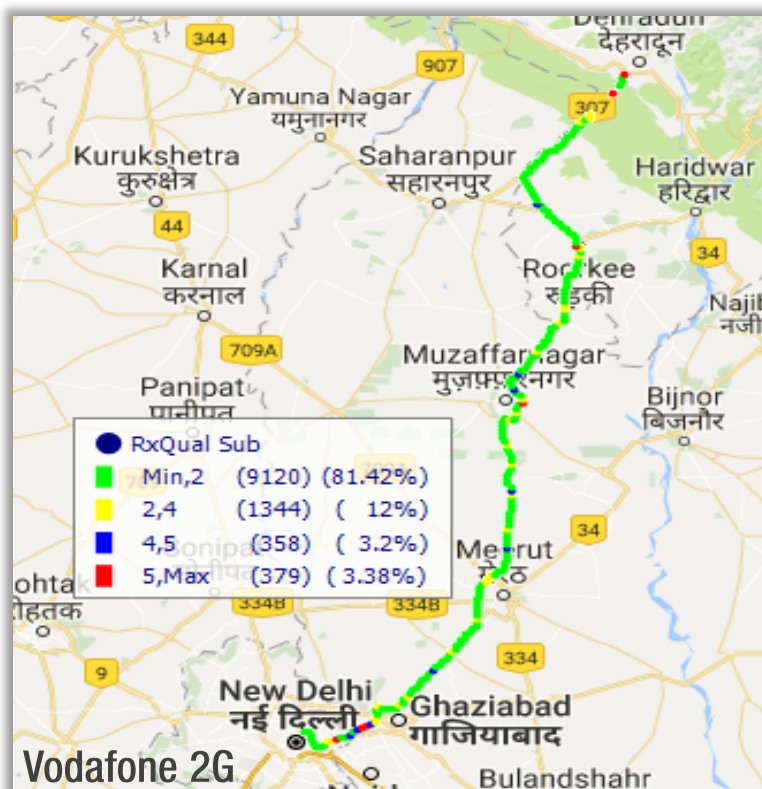
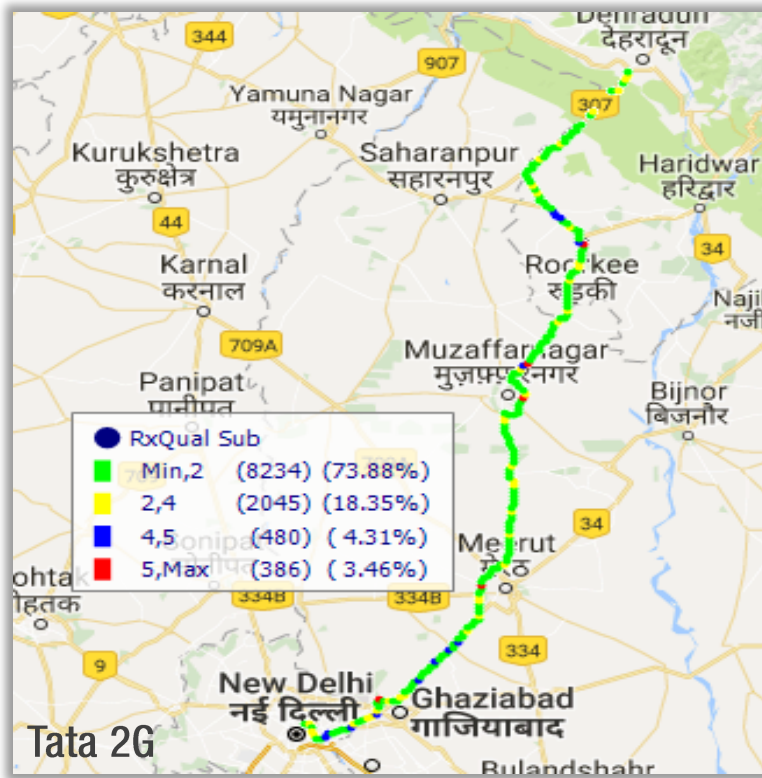
— TSPs not meeting the Benchmark



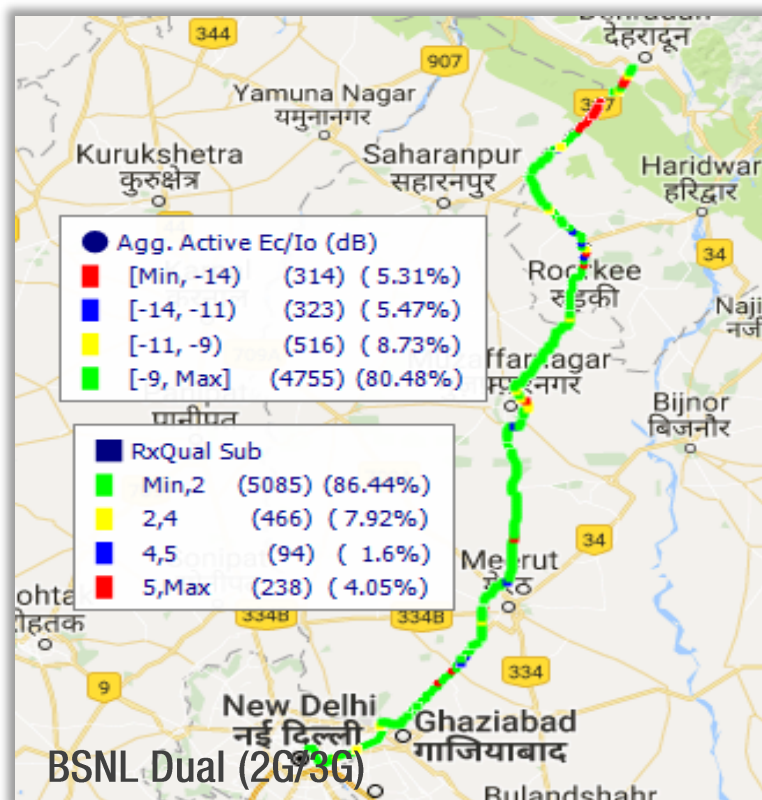
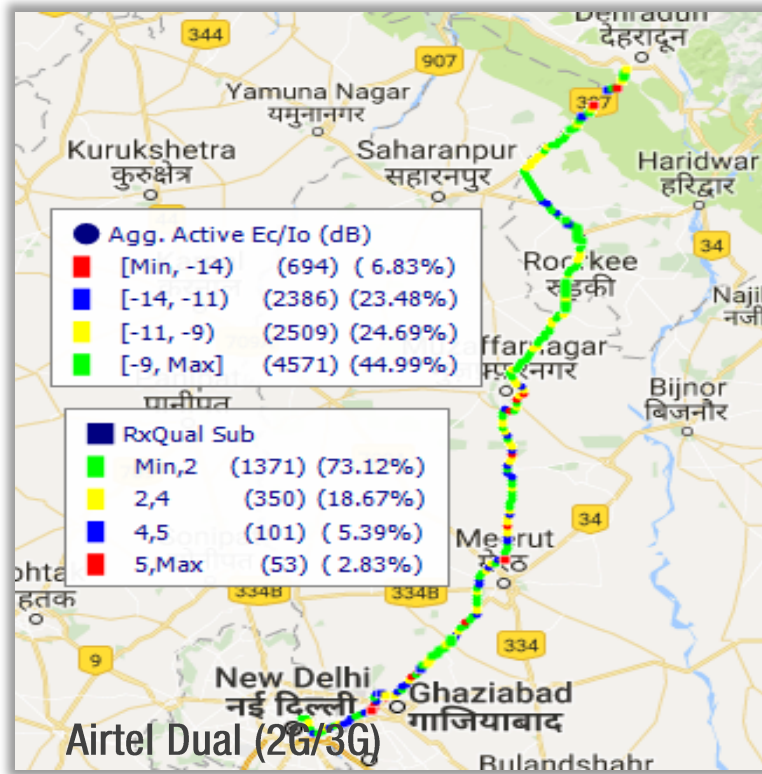
## II. Quality Details (contd.)



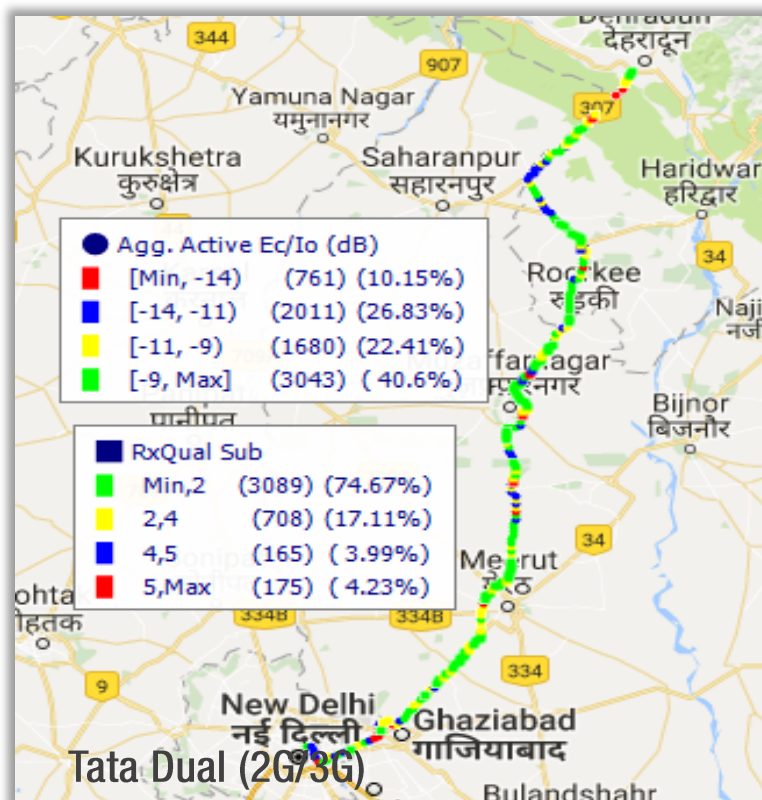
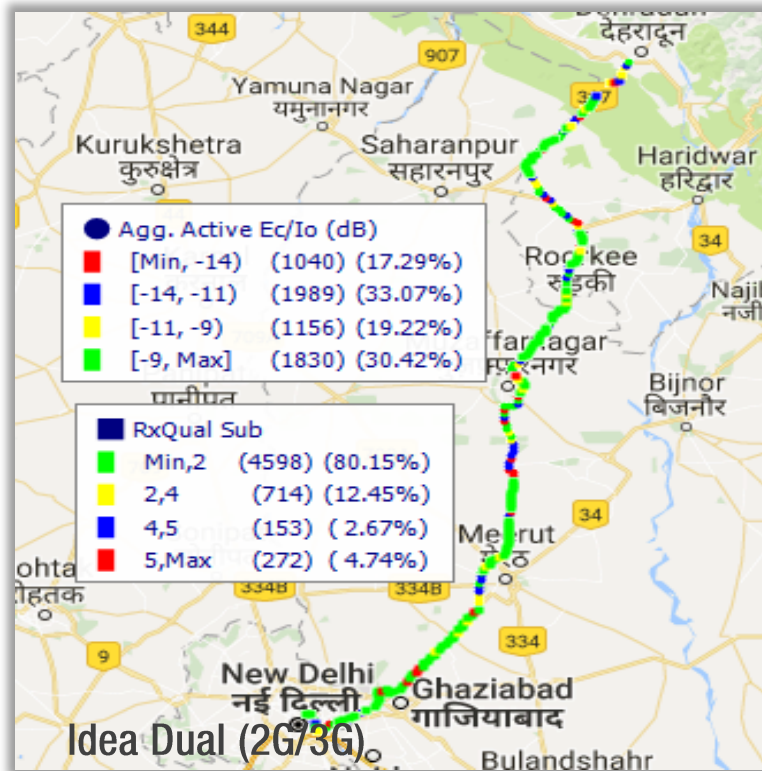
## II. Quality Details (contd.)



## II. Quality Details (contd.)

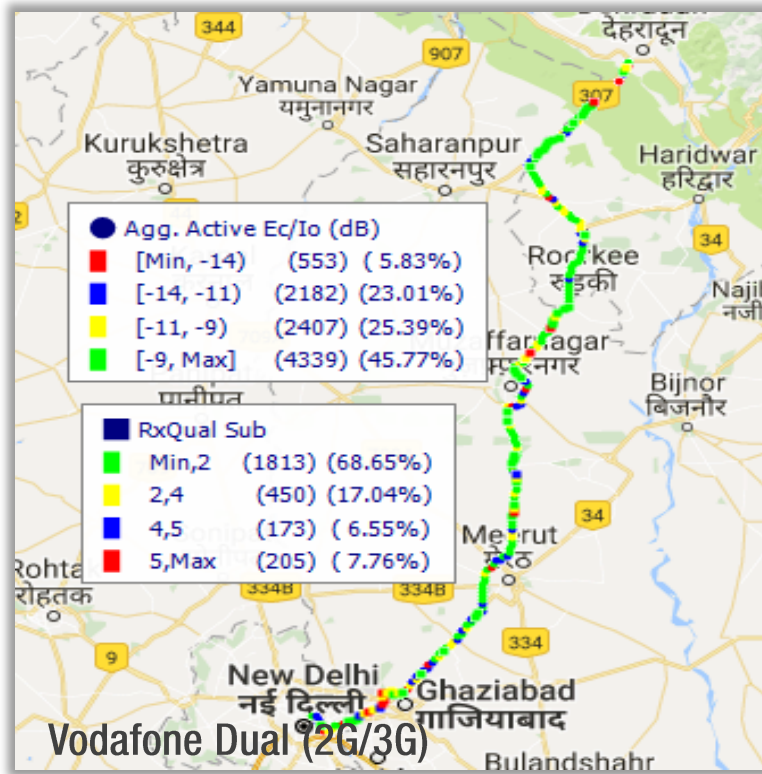


## II. Quality Details (contd.)



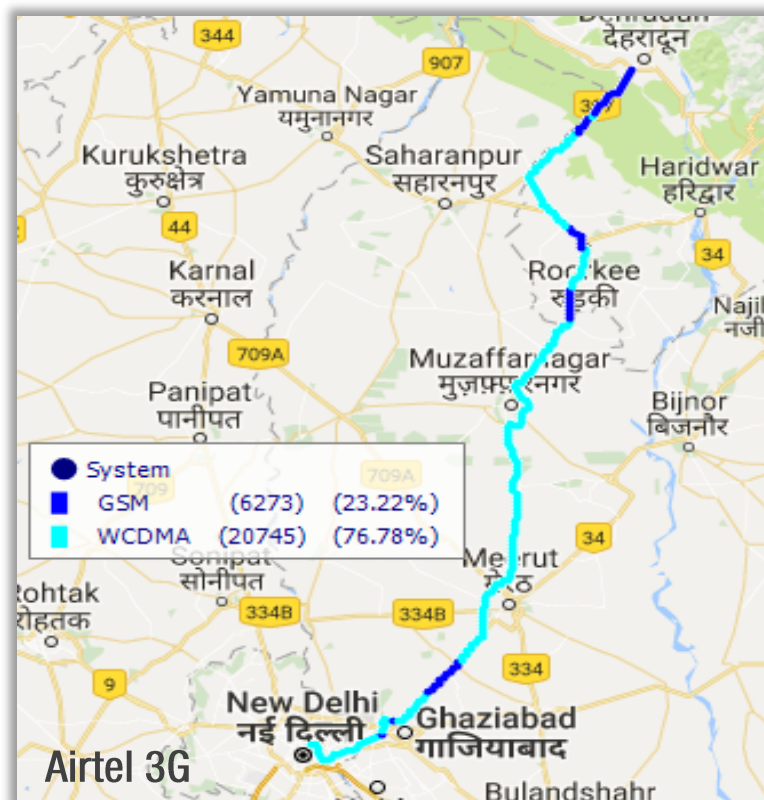
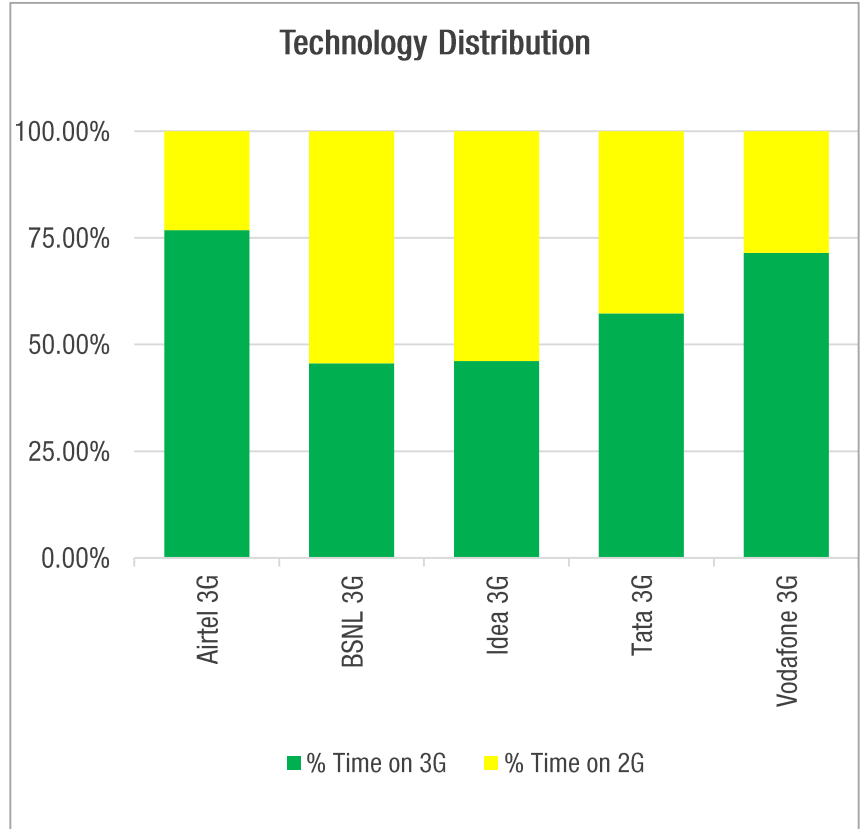


## II. Quality Details (contd.)

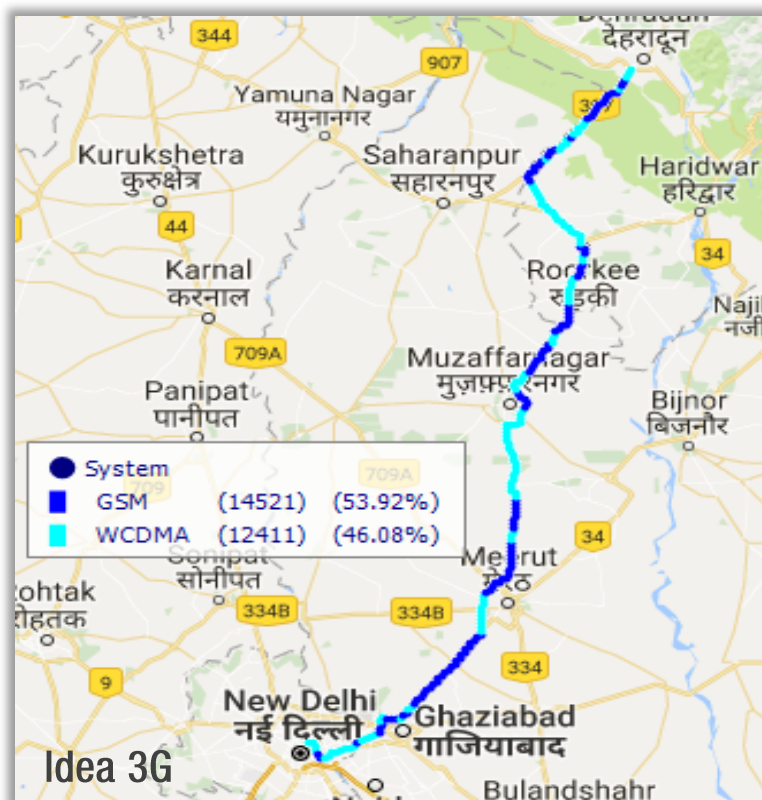
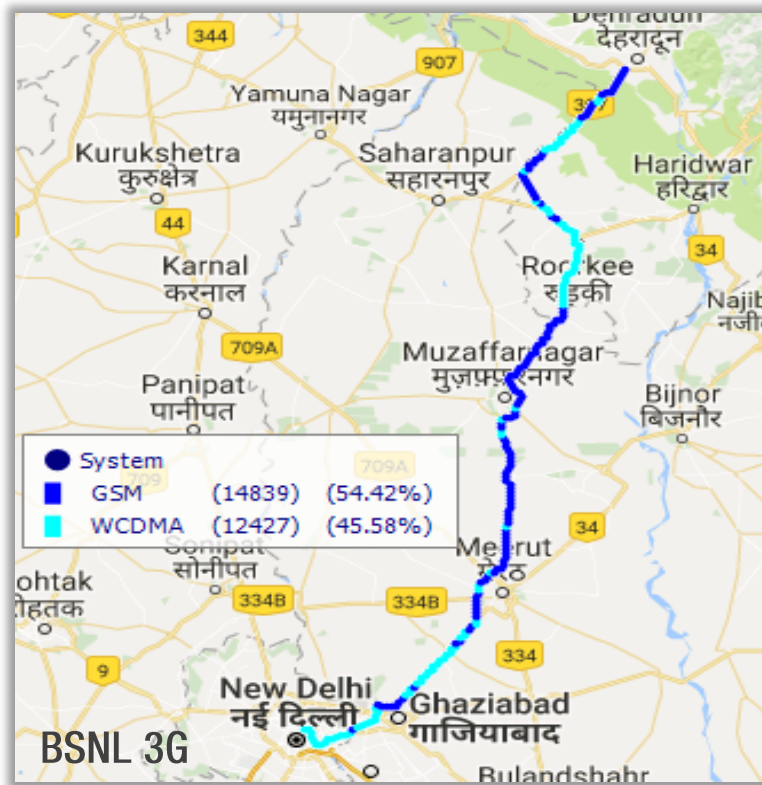


### III. Technology Details

TSP	% Time on 3G
Airtel 3G	76.78%
BSNL3G	45.58%
Idea 3G	46.08%
Tata 3G	57.27%
Vodafone 3G	71.47%



### III. Technology Details(contd.)



## II. Quality Details (contd.)

